



United Pacific

Reliable. Hardworking. Quality products.

NEW ITEMS

NOVEMBER 2025

T 866.327.5288
F 888.986.6088
classic.upauto.com

DOOR SHELLS 1964-1966 CHEVROLET & GMC TRUCK




Door Shell

1964-1966 Chevrolet & GMC Truck

- Die stamped with high quality 20 gauge sheet metal
- Features all of the original 64-66 contour detail
- Finished with black EDP protective coating to keep your new steel fresh and rust-free

111211 | Door Shell L/H
111212 | Door Shell R/H

1 Pc. / Box
1 Pc. / Box



Door Shell - L/H

1967-1971 Chevrolet & GMC Truck

- Die stamped with high quality 20 gauge sheet metal
- Features all of the original 67-71 contour detail
- Has all the correct cutouts for door handle, window crank, and armrest
- Finished with black EDP protective coating to keep your new steel fresh and rust-free

111195 | Door Shell L/H

1 Pc. / Box



Door Window Run Channel

1967-1972 Chevrolet & GMC Truck


- Replacement door window run channel for Chevrolet & GMC trucks
- Made of quality stamped 18 gauge steel
- Finished with protective black EDP coating
- Felt weatherstripping not included
- Also fits Suburban and Blazer/Jimmy

111213 | Door Window Run Channel L/H

1 Pc. / Box

111214 | Door Window Run Channel R/H

1 Pc. / Box




Interior Door Panel (Pair)

1967-1971 Chevrolet & GMC Truck

- Quality reproduction inner door panels
- Constructed with high quality 20 gauge stamped steel
- Finished with black EDP protective coating
- Also fits Suburban, & Blazer/Jimmy

111206 | Interior Door Panel (Pair)

2 Pcs. / Pair



Dash Panel With A/C Cutout

1969-1972 Chevrolet & GMC Truck

- Die stamped with high quality 20 gauge sheet metal
- Features the original style contour and component cutouts
- Has additional cutouts for A/C vents
- Also fits Suburban and Blazer/Jimmy
- Coated in weldable primer

111132 | Dash Panel With A/C Cutout | 1 Pc. / Box



Dash Panel Without A/C Cutout

1969-1972 Chevrolet & GMC Truck

- Die stamped with high quality 20 gauge sheet metal
- Features the original style contour and component cutouts
- Does not include additional cutouts for A/C vents
- Also fits Suburban and Blazer/Jimmy
- Coated in weldable primer

111133 | Dash Panel Without A/C Cutout | 1 Pc. / Box



Inner Fender

1955-1957 Chevrolet & GMC Truck

- Die stamped exactly as original
- Features all original curvature and mounting pattern
- Finished with black EDP protective coating to keep your new steel fresh and rust-free
- Fits second series trucks including Suburban, Carryall and Panel

111226 | Inner Fender L/H | 1 Pc. / Box
 111227 | Inner Fender R/H | 1 Pc. / Box




Inner Fender

1958-1959 Chevrolet & GMC Truck

- Die stamped exactly as original
- Features all original curvature and mounting pattern
- Finished with black EDP protective coating to keep your new steel fresh and rust-free
- Also fits Suburban, Carryall and Panel

111223 | Inner Fender L/H | 1 Pc. / Box
 111224 | Inner Fender R/H | 1 Pc. / Box

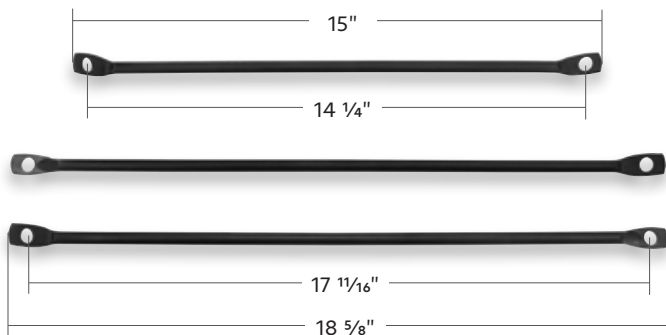


Rear Truck Fender Brace

1955-1966 Chevrolet Truck

- Replacement rear fender braces for Chevrolet trucks
- 3 piece set
- Finished with protective black EDP coating

111205 | Rear Truck Fender Brace | 3 Pcs. / Set



Interior Door Panels

1955-1959 Chevrolet & GMC Truck

- Quality reproduction inner door panels
- Constructed with high quality 20 gauge stamped steel
- Finished with protective black EDP coating

111215 | Interior Door Panel L/H | 1 Pc. / Box
 111216 | Interior Door Panel R/H | 1 Pc. / Box



Timing Chain Cover

1955-1967 Chevrolet & GMC Truck (6Cyl)

- Replacement timing cover for Chevrolet & GMC trucks equipped with inline 6 engines
- Not for trucks with v8 engines
- Made of quality die stamped 20 gauge steel
- Finished with protective black EDP coating

111197 | Timing Chain Cover | 1 Pc. / Box



Emergency Brake Cable

1969-1972 Chevrolet & GMC Truck

- Replacement cable for Chevrolet & GMC trucks
- Installs like the original

111202 | Emergency Brake Cable | 1 Pc. / Box




Lower Glass Channel

1951-1955 1st Series Chevrolet & GMC Truck

- High tensile strength steel just like original
- Regulator roller track has correct concave shape for smooth operation
- Zinc plated to keep your new steel fresh and rust-free

111225 | Lower Glass Channel | 1 Pc. / Box



Parking Brake Toe Panel Mounting Bracket

1947-1955 Chevrolet Truck

- Supports parking brake pedal on floorboard
- Constructed with high quality 11 gauge steel
- Finished with protective black EDP coating

111220 | Park. Brake Toe Panel Mounting Bracket | 1 Pc. / Box



Headlight Bucket W/ Retaining Ring

2000-2015 Ford F-650/F-750

- Original style 5" X 7" headlight mounting bucket and retaining bezel
- Made to exact shape and size as original for easy replacement
- Four additional retainer ring mounting spacers included for headlight with thicker edge, such as item #31120

31057 | Headlight Bucket w/ Retaining Ring | 1 Pc. / WBox



Washers Included



Recommended item #31120



1947-2000 Chevrolet & GMC Trucks Catalog 3rd Edition

- Collection of 1947-2000 Chevrolet & GMC Truck parts and accessories United Pacific has to offer
- Also available as digital download on our web site's Catalogs & Flyers section

ACPU03 | 3rd Edition

| 1 Pc. / Each

196
PAGES



WELCOME TO YOUR
ALL-IN-ONE DEALER PORTAL

ONE-STOP ONLINE BUYING EXPERIENCE.

CONTACT US TO SIGN UP TODAY!

T 866.327.5288
F 888.986.6088
classic.upauto.com