



---

**1932-34 FORD TRUCK & 1932 5 WINDOW COUPE**  
PRODUCT CATALOG

---



---

Get your parts. Build your passion.

## MISSION STATEMENT

Here at United Pacific, we are dedicated to providing today's drivers with innovative and exciting products that deliver exceptional performance and value. Because United Pacific's continuing success depends on our customer's satisfaction, we constantly push our designers and engineers to upgrade our facilities and processes in order to bring products of superior quality and reliability to the market. We at United Pacific promise to continue our passionate pursuit to be the first in Quality, Innovation and Design.

## QUALITY

With over 30 years of experience in the automotive aftermarket industry, United Pacific Industries understands the rigors and stresses that our products are subjected to on the road. It is our mission to provide our customers with products of superior quality and reliability. In achieving this goal, United Pacific only partners with manufacturing facilities that conforms to our quality control requirements and standards. Our manufacturing partners meet or exceed ISO-9001 requirements. In addition, United Pacific's manufacturing partners must be equipped on site to perform the following quality assurance tests and maintain a track record of consistent quality and low product failure rate.

- Aging Test
- Air Tight Test
- Dust Test
- Flux Test
- Photometric Test
- Pull Force Test
- Rain Test
- Salt Spray Test
- Shock Test
- Temperature Test
- Humidity Test
- Vibration Test

Furthermore, our internal quality control structure allows us to function as the final quality control station prior to shipping. With the assistance of 3D computer technology, United Pacific can adhere to strict quality control standards during prototype creation and the production process. Our engineers and technicians perform a battery of tests to ensure that our products meet the demands of today's drivers and our goal to be first in quality.





## INNOVATION

Known as the leader in innovation, United Pacific is dedicated to be the first to bring new and exciting products to the market. United Pacific's global expertise allows us to search the globe for new ideas and concepts. Not only do we search the globe for new products, United Pacific invest a significant amount of resources into our own research and development efforts. With the assistance of advance 3D scanning technology, our engineers and designers can acquire accurate and precise data in seconds.

The 3D data allows United Pacific to verify designs, perform quality assurance tests, and reverse engineer with unprecedented speed and accuracy. Digital inspection contributes to the early detection of shape problems, provides rapid feedback on design, and eliminates unnecessary work in downstream processes. Our rapid prototyping facility permits us to have a concept-to-shelf time of less than 5 months. In addition, United Pacific's 3D printing capabilities permit our designers to have physical models of their design concepts in hours. The physical models allow our designers and marketing staff to evaluate and test the viability of different design ideas. Our rapid prototyping facility allow United Pacific to compress design cycles, improve manufacturing planning, shorten concept-to-shelf time, most importantly, generate new and innovative products.

## DESIGN







Located near some of the nation's most progressive automotive design centers, United Pacific established the UP Design Studio in 2002 to consolidate our position as the design leader in the automotive industry. UP Design Studio utilizes the latest generation of computer aided design (CAD) and studio/graphic software. The design studio is equipped with the newest computers and rapid prototyping systems. In addition, UP Design Studio is staffed by graduates from the nation's most prestigious design colleges. Unlike our competitors, United Pacific's design and manufacturing capabilities mean that we carry more new and original items than our competitors. The establishment of the design studio will enable us to generate even more new products with significant shorter concept-to-shelf time. The reduction in development cost mean that we can develop products utilizing design based development processes. Design based product development allows United Pacific to create new product concepts based on designs incorporating driver demands and needs instead of economic considerations. United Pacific's emphasis on design distinguishes and positions us ahead of our competitors.



## HOW TO ORDER

To order from United Pacific Industries, you must be an authorized dealer, distributor or OEM. If you are not authorized to stock and sell United Pacific products, you must order through an authorized dealer. Please call 866.327.5288 for more information.

## CONTACT US

-  8 am - 4:30 pm PST
-  866.327.5288 / 562.425.5588
-  888.986.6088 / 562.425.3632
-  antique@upauto.com
-  UPauto.com
-  3788 E. Conant St., Long Beach, CA 90808



## WARRANTY

With LED (Light Emitting Diodes) rated at 100,000 hours of operation and solid-state construction, United Pacific's LED lights are extremely reliable and durable. Purchase with confidence, United Pacific offers a complete line of LED lighting products with extended or limited lifetime warranties. Please see the warranty policy page for more details.

## INVENTORY AND SHIPPING

United Pacific carries over 20,000 items in our California distribution center. No other company in the heavy duty trucking industry can match United Pacific in the variety and range of in-stock inventories. With an order fill rate of over 98.5%, United Pacific is the largest and most reliable supplier in the industry. Our shipping department ships 96.8% of all orders within 24 hours and 98.9% within 48 hours. United Pacific's vast inventory and prompt shipping has made United Pacific the only source for our customer's chrome and lighting needs.





HARD AT WORK FOR THE ENVIRONMENT



**United Pacific**  
**132,000** sq ft

**Distribution Center**  
**Long Beach, CA**

**100%** reduction in potable water used for landscaping

**40%** reduction in total energy use due to high-efficiency mechanical and lighting systems

**82%** of construction waste was diverted from landfills

## LEED ACCOMPLISHMENTS

### Sustainable Sites

- On-site bicycle storage, showers and changing areas for company employees.
- Preferred parking for low-emitting, fuel-efficient and carpool vehicles.
- Stormwater is infiltrated on-site and treated to remove contaminants to reduce environmental impact on local waterways.

### Water Efficiency

- In addition to using reclaimed water, drought-tolerant plants and a high-efficiency irrigation system were installed to reduce the use of potable water for irrigation by 100%.


### Energy and Atmosphere

- Efficient HVAC equipment and a lighting system with daylight controls reduces energy consumption by over 30%.
- Enhanced commission verifies that the building's energy and water-related systems are performing as intended by the initial design.

### Indoor Environmental Quality

- Building ventilation systems was designed to provide enhanced levels of fresh outside air to building occupants.
- Interior finishes (plants, sealants, adhesives, coatings, carpet systems and composite wood) were selected with low levels of volatile organic compounds (VOCs) to reduce indoor air contamination.





United Pacific strives to provide classic parts market with innovative and exciting products that deliver exceptional performance and value. With our international background and expertise, we search the globe for the best and the most reliable products. However, as an American company, we believe and support the American way of life. Look for the "Assembled in USA" label on many of our products. Although the components are manufactured overseas, the products, bearing the "Assembled in USA" labels, are hand assembled with pride in the United States.





Designed, engineered, and assembled in USA.





## TABLE OF CONTENTS

1932-34 FORD TRUCK

---

COMPLETE 1932 TRUCK BODY SHELL _____	9-10
DOORS AND DOOR PARTS _____	11-14
SUB-RAIL _____	15-16
COWL AND FIREWALL _____	17-18
ROOF AND CAB BACK _____	19-20
PILLARS AND STRUCTURE _____	21-22
GRILLE AND HOOD _____	23-24
FENDERS _____	25-26
BUMPERS AND BED FLOOR _____	27-28
1932 5 WINDOW COUPE _____	29-60
HEADLIGHTS AND TAIL LIGHTS _____	61-64
WARRANTY AND TERMS _____	65-68
INDEX _____	69

---

# 1932-34 FORD TRUCK



Quality, innovation and design

# COMPLETE FORD TRUCK BODY SHELL

1932-34 FORD TRUCK

---







Starting your project with a new steel 1932 Ford truck cab body shell from United Pacific Industries is the best way to make your dream truck build a reality. We've created precision tooling that accurately reproduces every panel exactly like the original. Our philosophy from the beginning was to make it just the way it was! The new truck cab body shell is stock height and includes both doors with door latches and the rear cab hardwood inner structure. Firewall and dash sold separately. The body shell is black EDP coated to keep your new steel fresh and un-rusted. These are officially licensed Ford Restoration product, proudly assembled in Long Beach, California by skilled craftsmen. For freight and shipping crate, an additional fee may be charged. Will call in Long Beach, California is available with additional fee for pallet.

**B21000-A** Complete Ford Truck Cab Body Shell With working Cowl Vent

**B21000-B** Complete Ford Truck Cab Body Shell Without Cowl Vent

## DOORS AND DOOR PARTS

1932-34 FORD TRUCK





**DOORS**

1932-34 Ford Truck steel door shells have both the outer skin and inner support. Every detail of the original door shells accept the original door latches, window regulators, window guides and glass, including holes for the door handles and door lock on R/H door. Door latches, hinges and window parts sold separately. Black EDP Coated. Sold individually.

**B21015** Left Hand

**B21016** Right Hand



**DOOR HINGES**

1932-34 Ford Truck Door Hinges. Precision cast stainless steel, fully machined and ready to install. These hinges retain the factory appearance while also providing long lasting flawless operation. Includes the upper door hinge with mirror mounting holes, and the lower door hinge. Comes complete with stainless hinge pins, hinge screws and countersunk washers. Sold as a set for one door.

**B21010**



**LEFT HAND DOOR LATCH WITH LOCK RECEIVER OPTION**

1932-34 Ford Truck Left Hand Door Latch with Receiver Option. Includes a special tool for accurately locating the lock hole position on door skin. Also includes the inside door handle shaft remote (triangle plate) & rod. Key lock cylinder not included.


**B21013WL**

**DOOR LATCHES**

1932-34 Ford Truck Door Latches. Exact copy of the original door latch. Precision stampings with original design mechanism. Includes the inside door handle shaft remote (triangle plate) and remote rod. Right-hand latch has the receiver for the door lock cylinder. Mounting Hardware not included. Sold individually.

**B21012** Right Hand

**B21013** Left Hand



**B20013WL**  
Includes Special Tool for Accurately Locating Lock Cylinder Hole Position on Door Skin

### DOOR TOP ACCESS COVER

1932-34 Ford Truck Door Top Access Cover.

Exact reproduction of the original. Made of original heavy gauge steel. Sold individually.

**B21015-1** Left Hand

**B21016-1** Right Hand



### DOOR ACCESS COVER

1932-34 Ford Truck Door Access Cover.

Heavy gauge steel, just like the original. Sold individually.

**B21018**



### REMOTE LOCK DETENT SPRING & DOOR LATCH SPRING

1932-40 Ford Truck and Closed Car Steel Remote Lock Detent Spring & Door Latch Spring. Just like original. Sold individually.

**B20012-DSP** Remote Lock Detent Spring

**B20012-LSP** Door Latch Spring



### INSIDE DOOR HANDLE SHAFT REMOTE RELAY TRIANGLE SET

1932-34 Ford Truck Inside Door Handle Shaft Remote Relay Triangle Set.

Heavy duty steel reproduction.

Includes LH and RH triangle plates with shafts, lock detent springs and attaching rivets & tension washers. Sold as 1 set.

**B21012-TPS**



### DOOR WINDOW GUIDE CHANNEL

1932-34 Ford Truck Door Window Guide Channel. This is the removable window guide channel that runs through the door latch.

Sold Individually.

**B21017**



### DOOR CHECK SET

1932-34 Ford Truck and Car Door Check Set.

Includes all stamped steel parts & rubber parts including the special rubber pad on the back of the door post. Set does both door.

**B20018**



### ADJUSTABLE MALE DOVETAIL

1932-34 Ford Truck Male Dovetail.

Easily improve door alignment with 5 positions. Come with mounting screws.

Polished stainless steel. Sold as pair.

**B20118**



### FEMALE DOVETAIL

1932-34 Ford Truck Female Dovetail.

Die cast spring-loaded wedges as original. Sold individually.

**B20119** Gloss Black

**B20119-SS** Stainless





---

### WINDOW CRANK HANDLE

1932-34 Ford Truck Window Crank Handle, beautifully die-cast and chrome plated as original. Includes mounting screws and lock washer. Matching polished stainless steel Escutcheon sold separately. Sold individually.

**B20147**



---

### INSIDE DOOR HANDLE

1932-34 Ford Truck Inside Door Handle, beautifully die-cast and chrome plated as original. Includes mounting screws and lock washer. Matching polished stainless steel Escutcheon sold separately. Sold individually.

**B20146**



---

### DOOR HANDLE ESCUTCHEON

1932-34 Ford Truck Door Handle Escutcheon. Exact as original. Polished Stainless steel. Sold individually.

**B20148**




---

### WINDOW REGULATORS

1932-34 Ford Truck and Car Window Regulator. Perfect fit! These regulators are the correct original 1932 design. Has correct hardened gearing, mounting standoffs & spring loaded guides for factory smooth operation.

**B21112** Right Window Regulator

**B21113** Left Window Regulator



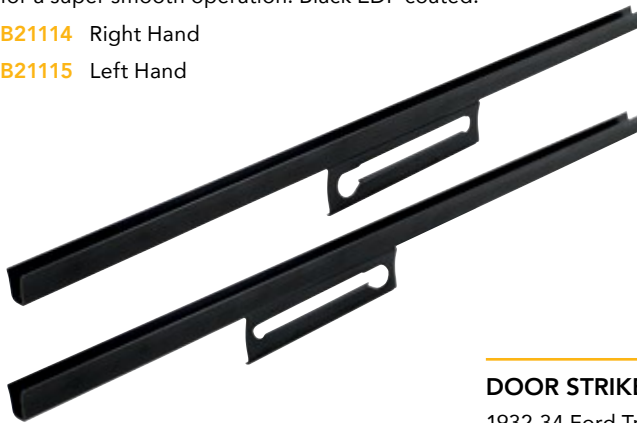
---

### LOWER DOOR GLASS CHANNELS

1932-34 Ford Truck Lower Door Glass Channels. Made of hardened steel with the strength to hold the glass tightly. The regulator guide slide channel has the correct concave shape for a super smooth operation. Black EDP coated.

**B21114** Right Hand

**B21115** Left Hand



---

### DOOR STRIKER NUT PLATE KIT

1932-34 Ford Truck Door Striker Nut Plate Kit for repair of stripped striker plate threads. An exact replica of the original. Black EDP coated. Sold individually.

**B20123-1**



---

### DOOR STRIKER PLATE

1932-34 Ford Truck and Closed Car Striker Plate. Excellent stainless steel reproduction of the original design. Has correct raised grip detail on back to prevent slipping. Natural stainless steel finish. Includes 12-24 Mounting Screws. Sold individually.

**B20120**



---

### EXTERIOR MIRROR HEAD

1932-40 Ford Car & 1932-52 Truck Exterior Mirror Head, Polished Stainless Steel. Sold individually.

**B21030-2** Mirror Head



**SUB-RAIL**  
1932-34 FORD TRUCK

---





---

## SUB-RAILS

1932 Ford Truck Sub-rails. Also fits 1933-34 Trucks with length modified at front. Excellent heavy 16 gauge stamped steel with all original detail. Features body mounting holes and rivet holes. Fuel tank with mounting holes as original.

Coated with United Pacific Classic-Coat® primer.

Sold individually.

**B21022** Right Hand Rail

**B21023** Left Hand Rail

## SUB-RAIL CROSS CHANNELS

1932-34 Ford Truck Sub-rail Cross Channels. Heavy 16 gauge stamped steel with all original detail.

Features squared holes for carriage bolts, and rivet holes. Rear channel has 3 rectangular cut-outs for back rest support wood pieces.

Coated with United Pacific Classic-Coat® primer.

Sold individually.

**B21024** Front

**B21025** Rear

## LOWER REAR DOOR POST BRACE

1932-34 Ford Truck Lower Rear Door Post Brace. Die Stamped with quality 19 gauge sheetmetal.

Features all of the rivet holes, just like the original. Coated with United Pacific Classic-Coat® primer.

Sold individually.

**B21026** Lower Rear Door Brace



---

## LOWER REAR "B" PILLAR TRIANGLE BRACE

1932-34 Ford Truck Lower Rear "B" Pillar Triangle Braces. Black EDP coated.

Sold as pair.

**B21027**



## COWL AND FIREWALL

1932-34 FORD TRUCK

---

### COWL TOP PANELS

1932-34 Ford Truck Full Cowl Top. Includes windshield opening flange. Cowl vent inner drain base sold separately. Coated with United Pacific Classic-Coat® weldable primer.

**B21075** With Opening

**B21076** Without Opening



---

### COWL SIDE PANELS

1932-34 Ford Truck Full Cowl Side Panels. Include windshield pillar to factory seam.

Coated with United Pacific Classic-Coat® weldable primer.

**B21077** Left Hand Cowl Side Panel

**B21078** Right Hand Cowl Side Panel



## COWL VENT

1932-34 Ford Truck Stamped Steel Cowl Vent components are available separately or as a complete set.

Coated with United Pacific Classic-Coat® weldable primer.

**B20073** Cowl Vent Door

**B20074** Complete Cowl Vent Assembly

**B20074-1** Cowl Vent Hinge

**B20074-2** Cowl Vent Ratchet

**B20074-3** Cowl Vent Spring

**B20074-4** Cowl Vent Inner Base

**B20074-5** Cowl Vent Handle



B20074



B20073



B20074-1



B20074-4



B20074-2



B20074-3




B20074-5

## COWL BAND SET WITH MOUNTING BRACKETS

1932 Ford Truck and Car one piece Inner Cowl Support Band as original. Lower Cast Bracket include the special solid flat head rivet. Band is finished with United Pacific Classic-Coat weldable primer.

**B20079** Cowl Band Set with Mounting Brackets

**B20080** Brackets Only



## COWL INNER BRACES A-PILLAR TO COWL

1932-34 Ford Truck Cowl Inner Braces.

Sold as pair.

**B20213**




## ORIGINAL STYLE FIREWALL

1932 Ford Truck and Car Firewall with all the original contours and detail. Stamped heavy gauge steel firewall with original holes and riveted feet. Includes support rod brackets riveted to firewall. 12-24 and 5/16-24 D-Nuts installed. Available with or without factory holes. Also available separately are the firewall feet to repair your original firewall. Black EDP coated.

**B20089** Original Firewall without Holes

**B20090** Original Firewall with Holes

**B20091** Firewall Feet





# ROOF AND CAB BACK

1932-34 FORD TRUCK

---



---

## ROOF ASSEMBLY

1932 Ford Truck Roof Assembly, desirable version without rib. Also perfect fit on 1933-34 Truck.

Exact replica of original die stamped roof assembly. Includes visor with support, door header structure, structural ribs, and wiper mount. Black EDP coated.

**B21052**



---

## CAB BACK

1932-33 Ford Truck Cab Back. Exact replica of original die stamped cab back. This will fit 1934 but does not have the 1934 large reveal on back. Black EDP coated.

**B21051**



---

## DRIP RAILS

1932-34 Ford Truck Drip Rails.

These are exact reproductions of the original. Roll-formed from heavy gauge steel. Coated with United Pacific Classic-Coat® weldable primer. Sold as pair.

**B21001**



---

## BACK WINDOW GARNISH

1932-34 Ford Truck Back Window Garnish Molding.

Die Stamped Steel exactly as original.

Black EDP coated.

**B21044**



# PILLARS AND INNER STRUCTURE

1932-34 FORD TRUCK





## DOOR POSTS, REINFORCEMENTS & COVERS

1932-34 Ford Truck Door Posts, Reinforcements & Covers. The most important part of the body structure is the door opening. These door posts and inner reinforcements are exactly as original for easy installation on your original body. The door jamb top covers are a perfect copy of the originals that are often missing or damaged on chopped bodies. Finished in United Pacific Classic-Coat® weldable primer.

### DOOR JAMB UPPER COVERS

**B21121** Upper Door Jamb Cover, Left

**B21122** Upper Door Jamb Cover, Right

### DOOR PILLARS

**B21123** B-Pillar Striker Jamb, Left

**B21124** B-Pillar Striker Jamb, Right

**B21125** A-Pillar Main, Left

**B21126** A-Pillar Main, Right

**B21125-1** Slide Arm Pivot Bracket

### INNER REINFORCEMENTS

**B21027** Lower B-Pillar Reinforcement, Pair

**B21129** Lower A-Pillar Reinforcement, Left

**B20130** Lower A-Pillar Reinforcement, Right



### INNER DASH SUPPORT BRACE

1932-34 Ford Truck Dash Inner Support Brace.

Heavy inner horizontal brace behind dash. Attaches to A-Pillars. Exactly as original with D-Nut thread inserts for dash mounting screws. Black EDP coated.

**B21072**




### INNER HEADER SUPPORT

1932-34 Ford Truck Inner Header Support Brace.

Heavy stamped steel inner structure above windshield. Exactly as original, has "D"-nuts and threads for wiper motor. Windshield hinges and header panel. Coated with United Pacific Classic-Coat® primer.

**B21071**



## GRILLE AND HOOD

1932-34 FORD TRUCK

---

### RADIATOR GRILLE

1932 Ford Truck Radiator Grille. Die Stamped from one piece of steel as original. Has raised 1932 detail around radiator neck and emblem pad. Has the lower pan welded in place exactly as original. Fits all 1932 Trucks, and will fit passenger car if desired. Great looking upgrade for Model-A Hot Rods as well.

**B21340** 1932 Ford Car & Truck Radiator Grille Black EDP Coated

**B21343** 1932 Ford Car & Truck Radiator Grille Chrome Plated

**B21341** 1932 Ford Car & Truck Grille Lower Pan



---

### RADIATOR SPLASH APRON

1932 Ford Truck and Car Radiator Splash Apron. Original style die stamped. Black Powder Coated.

**B20322**



---

## 25 LOUVER HOOD SIDES

1932 Ford Truck and Car 25 Louver Hood Sides. Die stamped exactly as original. Hood handles and latch clips sold separately. Black EDP coated.

**B20350-3** Left Hand Hood Side

**B20350-4** Right Hand Hood Side



---

## HOOD HANDLE SET

1928-34 Ford Trucks and 1928-32 Ford Car Hood Handle Set. Die stamped exactly as original. Included mounting rivets. Available in black or polished stainless steel. Sold as pair.

**B20359** Black Hood Handle

**B20360** Stainless Steel Hood Handle



---

## CENTER HOOD HINGE STRIP

1932-34 Ford Truck and Car Hood Hinge Strip. Polished stainless steel. Sold individually.

**B20351** 32" Long for 1932-34 Ford

**B20352** 33" Long for 1933-34 Ford

**B20353** 48" Extra Long For Custom Applications



---

## HOOD RETAINERS

1932-34 Ford Truck Includes mounting hardware. Polished stainless steel. Sold individually.

**B20355** Front Hood Retainer

**B20356** Rear Hood Retainer





**FENDERS**  
1932-34 FORD TRUCK

---



---

## STEEL FRONT FENDERS

1932 Ford Truck and Car Steel Front Fenders. Die Stamped exactly as original with all mounting holes.

Fender edge bead with wire as original.

Black EDP Coated. Sold individually.

**B20330** Front Fender Brace, Each

**B20331** Front Fender Left side

**B20332** Front Fender Right side



---

## STEEL REAR FENDERS

1932-34 Ford Truck Steel Rear Fenders. Die Stamped exactly as original with all mounting holes. Fender edge bead with wire as original.

Black EDP Coated. Sold individually.

**B21031** 1932 Ford Truck Left Hand

**B21032** 1932 Ford Truck Right Hand

**B21033** 1933-34 Left Hand

**B21034** 1933-34 Right Hand



# BUMPER AND BED FLOOR

1932-34 FORD TRUCK

---





---

### CHROME BUMPER

1932 Ford Truck and Car Chrome Bumper. Heavy stamped spring steel and beautifully chrome plated as original. Includes two bumper end caps.

**B20092**



---

### BUMPER END CAP

1932 Ford Truck and Car Bumper End Cap. Polished Stainless Steel. Sold individually.

**B20301**



---

### BUMPER BOLT

1932 Ford Truck and Car Bumper Bolt. Includes stainless nut and lock washer. Polished Stainless Steel. Sold individually.

**B20302**



---

### TRUCK BED FLOOR

1932 Ford Truck Bed Floor. Exact replica of original. Black EDP coated.

**B21510**





## TABLE OF CONTENTS

1932 5 WINDOW FORD COUPE

---

COMPLETE 1932 5-WINDOW BODY SHELL _____	31-32
FENDERS _____	33-34
DOORS AND DOOR PARTS _____	35-38
FLOOR AND SUB-RAIL _____	39-40
HOOD AND COWL _____	41-42
FIREWALL _____	43-44
ROOF _____	45-46
DOOR PILLARS AND INNER STRUCTURE _____	47-48
BUMPERS AND SPREADER BARS _____	49-50
TRUNK AND REAR QUARTER _____	51-52
INTERIOR GARNISH MOLDINGS AND SUN VISOR _____	53-54
CLOSED CARD DASH _____	55-56
BACK WINDOW AND PACKAGE TRAY BRACE _____	57-58
SEAT AND INTERIOR WOOD _____	59-60
HEADLIGHTS AND TAIL LIGHTS _____	61-64
WARRANTY AND TERMS _____	65-68
INDEX _____	69

---

# 1932 FORD COUPE



Quality, innovation and design



# COMPLETE 5-WINDOW BODY SHELL

1932 FORD COUPE

---





B20000-A



B20000-B



B20000-C



B20000-D



Starting your project with a new steel body shell from United Pacific Industries is the best way to make your dream hot rod a reality. We've created precision tooling that accurately reproduces every panel exactly like the original. Our philosophy from the beginning was to make it just the way it was! The new body shell is stock height and includes the hardwood inner structure, both doors with door latches and deck lid hinged as a trunk. Firewall and dash sold separately. The body shell is black EDP coated to keep your new steel fresh and un-rusted.

These are officially licensed Ford Restoration product, proudly assembled in Long Beach, California by skilled craftsmen.

For freight and shipping crate, an additional fee may be charged. Will call in Long Beach, California is available with additional fee for pallet

Available in 4 body styles:

**B20000-A** Original roof with cowl vent

**B20000-B** Solid roof with cowl vent

**B20000-C** Original roof with solid cowl

**B20000-D** Solid roof with solid cowl

**FENDERS**  
1932 FORD COUPE





---

## STEEL FRONT FENDERS

1932 Ford Car and Truck Steel Front Fenders. Die Stamped exactly as original with all mounting holes.

Fender edge bead with wire as original.

Black EDP Coated. Sold individually.

**B20330** Front Fender Brace, Each

**B20331** Front Fender Left side

**B20332** Front Fender Right side



---

## STEEL REAR FENDERS

1932 Ford 5-Window and Roadster Steel Rear Fenders. Die Stamped exactly as original with all mounting holes.

Fender edge bead with wire as original.

Black EDP Coated. Sold individually.

**B20333** Rear Fender Left side

**B20334** Rear Fender Right side



## DOORS AND DOOR PARTS

1932 FORD COUPE

---



## DOORS

1932 Ford 5-Window Coupe steel door shells have both the outer skin and inner support.

Every detail of the original door shells accept the original door latches, window regulators, window guides and glass.

Door skin has the holes for the door handle, and includes the two inner upholstery tack strips.

Door latches, hinges and window parts are sold separately.

Black EDP Coated. Sold individually.

**B20015** Left Hand

**B20016** Right Hand

## DOOR SKIN

**B20015-1** Left Hand

**B20016-1** Right Hand



## DOOR HINGES

1932 Ford Closed Car Door Hinges.

Fits 5-Window Coupe, Tudor, Fordor, Sport Coupe, B400 and Victoria.

Precision cast stainless steel, fully machined and ready to install. Set for one door includes the upper door hinge and the lower door hinge.

Comes complete with stainless hinge pins, hinge screws, countersunk washers and adjustable backing plates for door. Sold individually.

**B20010**



## DOOR LATCHES


1932 Ford 5-Window Car Door Latches. Exact copy of the original door latch. Precision stampings with original design mechanism.

Includes the inside door handle shaft remote (triangle plate) and remote rod. Right-hand latch has the receiver for the door lock cylinder. Mounting Hardware not included.

Sold individually.

**B20012** Right Hand


**B20013** Left Hand



## LEFT HAND DOOR LATCH WITH LOCK RECEIVER OPTION

1932 Ford 5-Window Coupe Left Hand Door Latch with Receiver Option. Includes a special tool for accurately locating the lock hole position on door skin. Also includes the inside door handle shaft remote (triangle plate) & rod. Key lock cylinder not included.

**B20013WL**





### INSIDE WINDOW CRANK HANDLE

1932 Ford Closed Car Inside Window Crank Handle.  
Beautifully die-cast and chrome plated.  
Matching polished stainless steel Escutcheon sold separately.

**B20134**



### INSIDE DOOR HANDLE

1932 Ford Closed Car Inside Door Handle.  
Beautifully die-cast and chrome plated.  
Matching polished stainless steel Escutcheon sold separately.

**B20133**



### BACK WINDOW CRANK HANDLE AND ESCUTCHEON

1932 Ford 3 and 5 Window Coupe Back Window Crank Handle and Escutcheon. Fits all 1932 Ford passenger cars.

**B20140** Window Crank Handle

**B20137** Passenger Car Escutcheon



**B20140**



**B20137**

### TRACK STRIPS

Steel Track Strips with wood insert.  
Sold as set (2pcs per box) enough for one door.

**B20014**



### EXTERIOR MIRROR HEAD

1932-40 Ford Car & 1932-52 Truck Exterior Mirror Head, Polished Stainless Steel.  
Sold individually.

**B21030-2** Mirror Head



### INSIDE DOOR HANDLE SHAFT REMOTE RELAY TRIANGLE SET

1932 Ford Closed Car Inside Door Handle Shaft Remote Relay Triangle Set. Heavy duty steel reproduction. Includes LH and RH triangle plates with shafts, lock detent springs and attaching rivets & tension washers. Sold as 1 set.

**B20012-TPS**



### REMOTE LOCK DETENT SPRING & DOOR LATCH SPRING

1932 Ford Closed Car Steel Remote Lock Detent Spring & Door Latch Spring. Just like original. Sold individually.

**B20012-DSP** Remote Lock Detent Spring

**B20012-LSP** Door Latch Spring



### DOOR CHECK SET

1932 Ford Closed Car and Truck Door Check Set. Includes all stamped steel parts & rubber parts including the special rubber pad on the back of the door post. Set does both door.

**B20018**



### ADJUSTABLE MALE DOVETAIL

1932 Ford Closed Car Adjustable Male Dovetail. Easily improve door alignment with 5 positions. Come with mounting screws. Polished stainless steel. Sold as pair.

**B20118**



### FEMALE DOVETAIL

1932 Ford Closed Car Female Dovetail. Die cast spring-loaded wedges as original. Sold individually.

**B20119** Black

**B20119-SS** Stainless



---

## LOWER GLASS CHANNELS

1932 Ford Passenger Car Lower Glass Channels. Made of hardened steel with the strength to hold the glass tightly. The regulator guide slide channel has the correct concave shape for a super smooth operation. Black EDP coated.

### 1932 3 Window


- B20164-E** Early 3 Window, Right Hand
- B20164** 3 Window Coupe, Right Hand
- B20165-E** Early 3 Window, Left Hand
- B20165** 3 Window Coupe, Left Hand

### 1932 5 Window & Forder

- B20114-E** Front Door
- B20117** Back Window

### 1932 Tudor Sedan

- B20115** Left Front Door
- B20116** Right Front Door
- B20162** Right Rear Quarter
- B20163** Left Rear Quarter



SHOWN ABOVE:  
**B20117**  
**B20114**  
**B20116**  
**B20164**

---

## DOOR WINDOW GUIDE CHANNEL

1932 Ford Closed Car except 3-Window. Door Window Guide Channel. This is the removable window guide channel that runs through the door latch. Sold each.

**B20017**



---

## WINDOW REGULATORS

1932 Ford Closed Car Window Regulators. Exact reproduction of the original design 1932 double gear regulator. Stamped from high strength steel gives smooth operation and long life. Assembled with proper mounting stand-offs for easy installation.

- B20112** Right Window Regulator
- B20113** Left Window Regulator



---

## DOOR STRIKER NUT PLATE KIT

1932 Ford Closed Car Door Striker Nut Plate Kit for repair of stripped striker plate threads. An exact replica of the original. Black EDP coated. Sold individually.

**B20123-1**



---

## DOOR STRIKER PLATE

1932-34 Ford Closed Car and Truck Striker Plate. Excellent stainless steel reproduction of the original design. Has correct raised grip detail on back to prevent slipping. Natural stainless steel finish. Includes 12-24 Mounting Screws.

**B20120**



# FLOOR AND SUB-RAIL

1932 FORD COUPE

## COMPLETE FLOOR SECTION

1932 Ford 5-Window Coupe Complete Floor Section. This complete floor assembly is precision welded on a 1932 frame jig. The all steel construction is made with the same material and thickness as the original floors and is a direct replacement. The floor is EDP coated to insure long lasting corrosion protection. Includes sub-rails, cross channels, seat pan, and rear floor section. Also Available without under seat pan.

**B20019** With Under Seat Pan

**B20019WOS** Without Under Seat Pan



## SUB-RAILS

1932 Ford 5-Window Coupe Sub-rails. Full length sub-rail comes complete with rocker panel and cross channel tabs attached. Also included is the lower "B" pillar triangle brace. This is the most complete replacement 5-Window sub-rail on the market. Black EDP coated. LH and RH sold separately.

**B20022** Right Hand Rail

**B20023** Left Hand Rail

**B20022**



**B20023**



Includes Lower "B"  
Pillar Triangle Brace



---

### STEEL REAR FLOOR

1932 Ford 5-Window Coupe and Roadster Steel Rear Floor. This is an exact reproduction of the original ready to weld to your 5-Window or Roadster body. Made of heavy gauge steel, coated with United Pacific Classic-Coat® primer. Floor access plate available separately.

**B20020**



---

### FLOOR ACCESS PLATE

1932 Ford 5-Window Coupe and Roadster Floor Access Plate. Made of heavy gauge steel. Black EDP coated.

**B20021**



---

### LOWER "B" PILLAR TRIANGLE BRACE

1932 Ford 5-Window Coupe Lower "B" Pillar Triangle Brace. Black EDP coated. Sold in pairs.

**B20026**



---

### DOOR SILL PLATE SET

1932 Ford 5-Window Coupe Door Sill Plate Set. Super High Quality Chrome Plating on Steel Die Stamping. Fits 5-Window Coupe and Sport Coupe.

**B20009C**



---

### FRONT AND REAR CROSS CHANNEL SET

1932 Ford 5-Window Coupe and Roadster Front and Rear Cross Channel Set. These die stamped floor channels connect the left-hand and right-hand sub-rails together. Channels include the 12-24 D-nuts for the seat pan, and the D-nuts for the seat track mounting. Black EDP coated. Sold as set.

**B20024**



---

### UNDER SEAT FLOOR PAN

1932 Ford 5-Window Coupe and Roadster Under Seat Floor Pan. This heavy die stamped pan fits between the sub-rail cross channels. Stamping includes all original detail including screw holes. Black EDP coated. Also fits 3W, Roadster, and Cabriolet

**B20025**



---

### INNER BRACES AT LOWER DOOR POST

1932 Ford 5-Window Coupe Inner Braces. Often overlooked, these factory braces fit inside the sub-rail cross channel & door post, proving needed strength to the structure. Sold in pairs.

**B20027**



---

### SUB-RAIL EXTENSION PANELS

1932 Ford 5-Window Coupe Sub-rail Extension Panels. Heavy steel plates that fill-in the area between the end of the sub-rail and the rear quarter panel corner. Exact in every detail of original. Also fits roadster. Black EDP coated. Sold in pairs

**B20215**



# HOOD AND COWL

1932 FORD COUPE

## 25 LOUVER HOOD SIDES

1932 Ford Car and Truck 25 Louver Hood Sides. Die stamped exactly as original. Hood handles and latch clips sold separately. Black EDP coated.

**B20350-3** Left Hand Hood Side

**B20350-4** Right Hand Hood Side



## HOOD HANDLE SET

1928-32 Ford Car and 1928-34 Ford Truck Hood Handle Set. Die stamped exactly as original. Mounting rivets included. Available in black or polished stainless steel. Sold as pair.

**B20359** Black Hood Handle Set of 2

**B20360** Stainless Steel Hood Handle Set of 2



## CENTER HOOD HINGE STRIP

1932-34 Ford Car and Truck Hood Hinge Strip. Polished stainless steel. Sold individually.

**B20351** 32" Long for 1932-34 Ford

**B20352** 33" Long for 1933-34 Ford

**B20353** 48" Extra Long For Custom Applications




## HOOD RETAINERS

1933-36 Ford Car and 1932 Ford Truck Hood Retainers. Includes mounting hardware. Polished stainless steel. Sold individually.

**B20355** Front Hood Retainer 1 Set

**B20356** Rear Hood Retainer 1 Set



---

## COWL VENT

1932 Ford Car Stamped steel Cowl Vent components are available separately or as a complete set.

Coated with United Pacific Classic-Coat® weldable primer.

**B20073** Cowl Vent Door

**B20074** Complete Cowl Vent Assembly


**B20074-1** Cowl Vent Hinge

**B20074-2** Cowl Vent Ratchet

**B20074-3** Cowl Vent Spring

**B20074-4** Cowl Vent Inner Base

**B20074-5** Cowl Vent Handle



---

## COWL TOP PANELS

1932 Ford 5-Window Coupe Full Cowl Top Panels. Includes windshield opening flange. Cowl vent inner drain base sold separately.

Coated with United Pacific Classic-Coat® weldable primer.

**B20075** With Opening

**B20076** Without Opening



---

## COWL SIDE PANELS

1932 Ford 5-Window Coupe Full Cowl Side Panels. Include windshield pillar to factory seam. Coated with United Pacific Classic-Coat® weldable primer.

**B20077** Left Hand Cowl Side Panel

**B20078** Right Hand Cowl Side Panel



---

## COWL INNER BRACE

1932 Ford Closed Car except 3-Window Cowl Inner Brace.

Exactly as original. Fits between A-Pillar and Cowl Hoop.


Black EDP coated. Sold in pairs.

**B20213**





**FIREWALL**  
1932 FORD COUPE



---

## ORIGINAL STYLE FIREWALL

1932 Ford Car and Truck Firewall with all the original contours and detail. Stamped heavy gauge steel firewall with original holes and riveted feet. 12-24 and 5/16-24 D-Nuts installed. Black EDP coated.

Available with or without factory holes. Also available separately are the firewall feet to repair your original firewall.

**B20089** Original Firewall without Holes

**B20090** Original Firewall with Holes

**B20091** Firewall Feet



---

## STEEL FRONT FLOORBOARD SET

1932 Ford Closed Car Floorboard Set. Very thick 14 gauge steel with contours to fit original firewall. Flanged edges replicate original wood thickness. Shifter holes and pedal holes are not cut so it can be used with various drivetrains. Unpainted Steel. Sold as set.

**B20088**




---

## COWL BAND SET WITH MOUNTING BRACKETS

1932 Ford Car and Truck Super strong one piece Inner Cowl support Band as original. Lower cast bracket include the special solid flat head rivet. Band is finished with United Pacific Classic-Coat weldable primer.

**B20079** Cowl Band Set with Mounting Brackets

**B20080** Brackets Only



# ROOF

1932 FORD COUPE

## 5-WINDOW COUPE ROOF

1932 Ford 5-Window Coupe Roof. Main roof stamping, from original windshield pillar joint to panel above deck lid. Has upper door jamb flange detail and recess for drip rails. Quarter window surrounds & drip rails are sold separately. Available with stock roof opening with all tack ridge detail, or available as solid roof for a "factory filled" look. Coated with United Pacific Classic-Coat® weldable primer.

**B20050** Stock Roof Opening

**B20051** Solid Roof



**B20050**



**B20051**

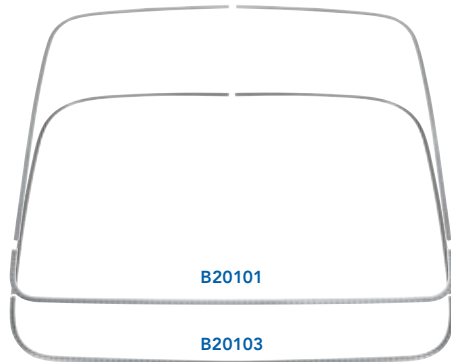
## ROOF TACK STRIP

1932 Ford 5-Window Coupe Roof Tack Strip. Steel roll formed exactly as original, these are the only authentic 3 piece set on the market. Formed with all curves, ready to install on your 5-window or 3-window coupe, with extra length provided at joints to accommodate lengthened chopped roofs. Front section available separately for use on sedans, bulk 12 foot length available for custom applications.

**B20101** 5 Window

**B20103** 3 Window

**B20101-12** 12 Ft. Closed Car Roof Tack Strip



**B20101**

**B20103**



## INNER HEADER SUPPORT

1932 Ford 5-Window Coupe Inner Header Support. Heavy stamped steel inner structure above windshield. Exactly as original, has "D"-nuts and threads for wiper motor. Windshield hinges and header panel. Coated with United Pacific Classic-Coat® primer.

**B20071**



## QUARTER WINDOW SURROUNDS

1932 Ford 5-Window Coupe Quarter Window Surrounds. Stamped 18 gauge steel as original. Has all original window opening flanges. Coated with United Pacific Classic-Coat® weldable primer. Sold individually.

**B20052** Right Hand

**B20053** Left Hand



## DRIP RAILS

1932 Ford 5-Window Coupe Window Drip Rails. These are exact reproductions of the original 1932 Ford 5-Window rain gutters. Roll-formed from heavy gauge steel. These are ready to weld into place. Coated with United Pacific Classic-Coat® weldable primer. Sold in pairs.

**B20001** 5 Window Drip Rails

**B20001-12** 12 Ft. Drip Rails



**B20001**

---

## WINDSHIELD FRAME

1932 Ford Closed Car Windshield Frame. High quality roll-formed steel as original. Includes upper brackets, slide arm brackets & chrome corners.

**B20007B** Black EDP Coating

**B20007C** Chrome Plated



---

## SLIDE ARM PIVOT BRACKET

1932 Ford Closed Car except 3-Window.

Slide Arm Pivot Bracket with Rivets.

**B20125-1**



---

## WINDSHIELD SLIDE ARM BRACKETS & UPPER MOUNTING BRACKETS

1932 Ford Closed Car except 3-Window. Windshield Slide & Upper Mounting Brackets. Beautifully zinc plated. Sold in pairs.

**B20108** Windshield Upper Mounting Brackets

**B20109** Windshield Slide Arm Brackets



---

## WINDSHIELD SLIDE ARMS

1932 Ford Car Windshield Slide Arms. Fits 5-Window, Tudor, Fordor, and Victoria. Heavy duty slide arms made in correct thickness as originals. Beautifully chrome plated. Sold in pairs.

**B20008** Windshield Slide Arms

**A8008** Slide Arm Nut, Sold as Pair



---

## WINDSHIELD CORNER TRIM

1932 Ford Closed Car except 3-Window. Windshield Corner Trim.

Die Cast and Beautifully chrome plated. Sold in pairs.

**B20110**



---

## WINDSHIELD HINGES

1932 Ford Closed Car except 3-Window. Perfect reproduction of the originals. Very heavy steel stampings with tight hinge for easy rattle-free windshield operation. Sold in pairs.

**B20107**





## DOOR PILLARS AND INNER STRUCTURE

1932 FORD COUPE



---

## DOOR POSTS, REINFORCEMENTS & COVERS

1932 Ford 5-Window Coupe Door Posts, Reinforcements & Covers. The most important part of the body structure is the door opening. These door posts and inner reinforcements are exactly as original for easy installation on your original body. The door jamb top covers are a perfect copy of the originals that are often missing or damaged on chopped bodies. Finished in United Pacific Classic-Coat® weldable primer.

- B20121** Upper Door Jamb Cover, Left
- B20122** Upper Door Jamb Cover, Right
- B20123** B-Pillar Striker Jamb, Left
- B20124** B-Pillar Striker Jamb, Right
- B20125** A-Pillar Door Hinge Jamb, Left
- B20126** A-Pillar Door Hinge Jamb, Right



**B20121 LH**  
**B20122 RH**

### INNER REINFORCEMENTS

- B20026** B-Pillar Triangle Brace, Sold in Pair
- B20127** A-Pillar Reinforcement Upper, Left
- B20128** A-Pillar Reinforcement Upper, Right
- B20129** A-Pillar Reinforcement Lower, Left
- B20130** A-Pillar Reinforcement Lower, Right



**B20026**

**B20123 LH**  
**B20124 RH**

**B20125 LH**  
**B20126 RH**

**B20127 LH**  
**B20128 RH**

**B20129 LH**  
**B20130 RH**

---

## UPPER QUARTER WOOD BRACE

1932 Ford 5-Window Coupe Upper Quarter Wood Brace. These steel structural braces connect the top back unit wood to the top back of the upper door header wood. Black EDP coated. Note, upholstery shop will need to add tack strip or glue headliner to this brace as tack strip is not included.

- B20223** Upper Quarter Wood Brace, Left
- B20222** Upper Quarter Wood Brace, Right



**B20223**

**B20222**

---

## QUARTER WINDOW DIAGONAL BRACE

1932 Ford 5-Window Coupe Quarter Window Diagonal Brace. Supports quarter window frame to lower B-pillar triangle brace. Finished with United Pacific Classic-Coat® weldable primer. Sold individually.

- B20210**





## BUMPERS AND SPREADER BARS

1932 FORD COUPE



## CHROME BUMPER

1932 Ford Car and Truck Chrome Bumper. Heavy stamped spring steel and beautifully chrome plated as original. Fits 32 Ford passenger car front and rear. Fits 32 Ford Truck front. Includes two bumper end caps.

**B20092**



## REAR FRAME HORN COVER SET

1932 Ford Car Rear Frame Horn Cover Set. Die-stamped steel with interlocking hemmed construction as original, not spot welded like others. Fits 1932 Ford roadster, 5-window, 3-window, and Sport Coupe Black EDP coated. Sold as pair.

**B20324** Rear Frame Horn Cover Set

**B20325** Rubber Mounting Kit (sold separately)



## BUMPER END CAP

1932 Ford Car and Truck Bumper End Cap. Polished Stainless Steel. Sold individually.

**B20301**



## BUMPER BOLT

1932 Ford Car and Truck Bumper Bolt. Polished Stainless Steel. Includes stainless nut and lock washer. Sold individually

**B20302**



## SPREADER BAR

1932 Ford Car and Truck Spreader Bar. Available for front and rear with a variety of LED options. Polished stainless steel. Stainless steel mounting bolts included.

**F3201** Front Spreader Bar


**F3251** Rear Spreader Bar

**F3201LED** Front Spreader Bar with 10 Super Bright Amber LEDs & Amber Lens

**F3251LED** Rear Spreader Bar with 20 Super Bright Red LEDs & Red Lens

**F3251LED-BU** Rear Spreader Bar with 20 Super Bright LEDs & Red/White Lens

**F3251LED-RA** Rear Spreader Bar with 20 Super Bright LEDs & Red/Amber Lens



Stainless steel mounting bolts



# TRUNK AND REAR QUARTER

1932 FORD COUPE

## DECK LID

1932 Ford 5-Window Coupe and Roadster Deck Lid. Heavy stamped steel outer and inner skin hemmed on edges as original. Has "D" nuts and threads for trunk support arm and rumble seat hinges. Includes hinge pivot reinforcement plates. Coated with United Pacific Classic-Coat® weldable primer.

**B20036**



## TRUNK HINGES

1932 Ford 5-Window Coupe and Roadster Trunk Hinges. The portion of the trunk hinge that is mounted to the body. Includes stainless steel 1/4-20 mounting screws, steel mounting blocks & trunk pivot pins. Fits all coupes & roadsters except 3W.

**B20039**



## TRUNK HINGE PIVOT REINFORCEMENT PLATES

1932 Ford 5-Window Coupe and Roadster Trunk Hinge pivot Reinforcement Plates. Sold as pairs.

**B20036-1**



## TRUNK LOWER RAIN GUTTER THROUGH SET

1932 Ford 5-Window Coupe and Roadster Trunk Lower Rain Gutter Through Set. These channels support the trunk latch striker plate and truck lid bumpers. Set includes the inner support channel that mounts the gutter to the panel below the deck lid. Black EDP coated. Sold as a set.

**B20038**



## DECK LID SUPPORT ARM

1932 Ford Car Deck Lid Support Arm. Fits all closed cars and open cars with trunk lid. Polished stainless steel with stainless steel mounting hardware included.

**B20037**



## TRUNK RAIN GUTTER & SUPPORTS

1932 Ford 5-Window Coupe and Roadster Trunk Rain Gutter & Supports. Heavy stamped steel every detail exactly as original. Available as a 5 piece set, or individually. Trunk opening to floor braces support the rain gutters & quarter panels as original. Finished in United Pacific Classic-Coat® weldable primer.

- B20201** Complete 5 Pieces Set, Unwelded
- B20201-A** Complete 3 Pieces Set, Jig Welded
- B20201-1** Trunk Rain Gutter Set, Left
- B20201-2** Trunk Rain Gutter Set, Right
- B20202** Trunk Upper Center Rain Gutter
- B20203** Corner Reinforcement
- B20211** Front Long Braces, Sold As Pair
- B20212** Rear Short Braces, Sold As Pair



---

## REAR QUARTER PANELS

1932 Ford 5-Window Coupe Rear Quarter Panel. Complete rear quarter panel from door opening to roof beltline flange with trunk opening and wheel well. Finished with United Pacific Classic-Coat® weldable prime.

**B20033** Left Rear Quarter Panel

**B20034** Right Rear Quarter Panel



---

## ABOVE DECK LID FILLER

1932 Ford 5-Window Coupe Above Deck Lid Filler. Often cracked near the quarter panel joint. This filler panel fits above the deck lid and below the rear window. Assembled with inner support for rain gutter. Coated with United Pacific Classic-Coat® weldable primer.

**B20032**



---

## REAR QUARTER POSTS

1932 Ford 5-Window Coupe Rear Quarter Posts. Heavy steel plates that support the rear of the quarter panel to floor, and provides mounting for the rear panel below the deck lid. Exact in every detail. Black EDP coated. Sold in pairs.

**B20216**



---

## PANEL BELOW DECK LID

1932 Ford 5-Window Coupe Panel Below Deck Lid. Exact reproduction of the panel located below the trunk or rumble seat lid. Includes floor extension pan as well as upper & center brackets. It is made of the same heavy gauge steel as the originals.

**B20035**



# INTERIOR GARNISH MOLDINGS AND SUN VISORS

1932 FORD COUPE



---

## GARNISH MOLDINGS

Perfect in every detail including mounting screw holes, these garnish moldings are die stamped steel just as original. Available in black EDP coated, or chrome plated. RH and LH sold separately.

**B20040CR** Chrome Right Door Window

**B20041CR** Chrome Left Door Window

**B20040** Black EDP Right Door Window

**B20041** Black EDP Left Door Window

**B20042CR** Chrome Right Rear Quarter Window

**B20043CR** Chrome Left Rear Quarter Window

**B20042** Black EDP Right Rear Quarter Window

**B20043** Black EDP Left Rear Quarter Window

**B20044CR** Chrome Rear Window

**B20044** Black EDP Rear Window



---

## WINDSHIELD PILLAR POST TRIM

1932 Ford Car Windshield Pillar Post Trim.

Fits 5-Window, Tudor, Fordor, and Victoria.

Die stamped and fit perfectly. Black EDP coated.

Sold in pairs.

**B20045**



---

## INTERIOR SUNVISOR ASSEMBLY

1932 Ford Closed Car Interior Sunvisor Assembly.

Need more info for description. Sold Individually.

**B20151**



---

## INTERIOR HEADER PANEL

1932 Ford Car Interior Header Panel. Fits 5-Window, Tudor, Fordor, and Victoria. This panel is made to original specifications. Has all original holes, including threaded holes for sun visors. Black EDP coated.

**B20006**





## CLOSED CAR DASH

1932 FORD COUPE



---

## CAR DASH

1932 Ford Car Dash the centerpiece of your interior. This super strong steel dash is actually thicker than the original, providing a solid mounting surface for your instruments, and has the original steering drop reinforcement. Available as original with the oval dash opening, or smooth, ready for your own custom gauges. Black EDP coated or woodgrain. Fits all closed cars except 3W and Pickup.

**B20004** Original Style

**B20004WG** Original Style with Woodgrain

**B20005** Hot Rod Style with Smooth Finishing



---

## STAINLESS DASH OPENING TRIM

1932 Ford Car Stainless Dash Trim. Exact reproduction of the hard to find dash trim. Precision roll-formed like original. Polished stainless steel.

**B20150**



---

## INNER DASH SUPPORT BRACE

1932 Ford Car Inner Dash Support Brace. Heavy inner horizontal brace behind dash. Attaches to A-Pillars. Exactly as original with D-Nut thread inserts for dash mounting screws. Fits all closed cars except 3W.

Black EDP coated.

**B20072**





**BACK WINDOW AND PACKAGE TRAY BRACE**  
1932 FORD COUPE



---

### REAR PACKAGE TRAY BRACE

1932 Ford 5-Window Coupe Rear Package Tray Brace. For increased legroom, we have designed a package tray brace that provides all the original structure & strength, yet allow the seat to move back 3-4 inches. Requires use of B20218 regulator plate. Black EDP coated.

**B20217**



---

### BACK WINDOW REGULATOR PLATE

1932 Ford 5-Window Coupe Back Window Regulator Plate. Designed to work with the rear package tray brace B20217, this plate supports the back window regulator. Black EDP coated.

**B20218**



---

### BACK WINDOW DRAIN PAN

1932 Ford 5-Window Coupe Back Window Drain Pan. Exact in every detail. Fits under the back window wood, this catches water that enters around the back window glass. Black EDP coated.

**B20219**



---

### REAR ROLL-DOWN GLASS CHANNEL

1932 Ford 5-Window Coupe. Black EDP coated.

**B20117**




---

### ROLL-DOWN BACK WINDOW REGULATOR

1932 Ford 5-Window Coupe. Stamped from high strength steel gives smooth operation and long life. Assembled with proper mounting stand-offs for easy installation.

**B21112** Back Window Regulator



---

### COMPLETE PACKAGE TRAY BRACE

**B20217** Rear Package Tray Brace

**B20218** Back Window Regulator Plate

**B20219** Back Window Drain Pan



---

### BACK WINDOW CRANK HANDLE AND ESCUTCHEON

1932 Ford 3 and 5 Window Coupe Back Window Crank Handle and Escutcheon. Fits all 1932 Ford passenger cars.

**B20140** Window Crank Handle

**B20137** Passenger Car Escutcheon



**B20140**



**B20137**



# SEAT AND INTERIOR WOOD

1932 FORD COUPE

## SEAT FRAME SET

1932 5-Window Coupe Seat Frame Set.

3 Piece heavy die stamped. Includes all original detail.

Black EDP coated.

**B20401**




## UPPER SEAT UPHOLSTERY RETAINER STRIP

1932 5-Window Coupe Upper Seat Upholstery Retainer Strip. Mounts on the rear of the upper seat back wood. Used to hold the seat upholstery and package tray filler upholstery in place.

Black EDP coated. Sold each.

**B20409**



## SEAT ADJUSTMENT BRACKET

1932 Ford Closed Car Seat Adjustment Bracket. Heavy stamped steel. Fits 1932 5-Window, Sport Coupe, Cabriolet, Forder Sedan (Not 3-Window). Fits 1933-34 5-Window, Cabriolet, Forder Sedan. Black EDP coated. Sold individually.

**B20403**



## SEAT ADJUSTMENT RATCHET

1932-34 Ford Passenger Car Seat Adjustment Ratchet. Heavy stamped steel. Sawtooth style. Black EDP coated.

**B20405**



## SEAT COUNTERBALANCE SPRING

1932-34 Ford Coupe and Sedan Seat Counterbalance Spring. Fits 1932 5-Window, Sport Coupe, Cabriolet, Forder Sedan (Not 3-Window). Sold individually.

**B20404**



## STEEL SEAT TRACK

1932 Ford Coupe and Fordor Steel Seat Track. Super heavy duty steel construction. Fits 1932 Ford Coupe, Forder Sedan. Fits L/H & R/H Side. Polished stainless steel. Sold individually.

**B20407**



## SEAT ADJUSTMENT HANDLE

1932-34 Ford Coupe and Fordor Seat Adjustment Handle. Fits 1932 5-Window, Sport Coupe, Cabriolet, Forder Sedan (Not 3-Window). Includes set screw. Polished stainless steel. Sold individually.

**B20406**



**ASH BODY HARDWOOD**

1932 Ford 5-Window Coupe Ash Body Hardwood. Now you can replace your rotten body wood with new ash hardwood. Our precision made hardwood door posts, headers and window supports are made exactly as original. Quarter window surrounds feature the original doweled mortise & tenon construction.

- B20100** Top Wood Assembly
- B20100-1** Top Wood Assembly Side Brackets
- B20060** Door Post, Right
- B20061** Door Post, Left
- B20062** Door Header, Right
- B20063** Door Header, Left
- B20064** Quarter Window Frame, Right
- B20065** Quarter Window Frame, Left
- B20066** Windshield Header
- B20067** Back Window Unit
- B20068** Door Garnish Filler Blocks



# HEADLIGHTS AND TAIL LIGHTS

1932 FORD COUPE





---

## KING BEE HEADLIGHT

King Bee style complete headlight assembly. Shallower in profile, excellent for limited clearance installs. Due to limited spacing behind the light bulb, some 7" light bulb may not be applicable with the King Bee style headlight housing. Sold in pairs.

**A5023HBS** 7" Chrome Finished Headlight, H6024 Halogen Sealed Beam.

**A5023** 7" Chrome Finished Headlight, H4 Flat Halogen



A5023HBS



A5023

---

## DIETZ HEADLIGHT

Dietz style complete headlight assembly. Oldest of old school, classic Dietz style headlights never go out of style. Classic tear-drop shaped housing designed to take most 7" headlight bulbs from United Pacific. Sold in pairs.

**A5022HBS** 7" Chrome Finished Headlight, H6024 Halogen Sealed Beam.

**A5022BHS** 7" Black Finished Headlight, H6024 Halogen Sealed Beam.

**A5022SSB** 7" Stainless Headlight, H6024 Halogen Sealed Beam.

**A5022A** 7" Chrome Finished Headlight, H4 Halogen.

**A5022BH4** 7" Black Finished Headlight, H4 Halogen.

**A5022SSC** 7" Stainless Headlight, H4 Halogen.



A5022HBS



A5022BHS



A5022SSB



A5022A



A5022BH4



A5022SSC



## GUIDE HEADLIGHT

Guide style complete headlight assembly. Classic, versatile style headlights fashioned after the headlight assemblies made for "old school" cars and trucks from the Guide Lamp Company. Our faithful reproduction Guide style headlights come in either chrome, black, or stainless finish, each with optional top signals in Original Style or Vintage 682-C Series-2 Style Top Signal. Sold each.

**32637** Gloss Black Powder Coated with Dual Function LED Top Signal Light and H6024 Halogen Sealed Beam Bulb.

**32621** Chrome Plated with Dual Function LED Top Signal Light and H6024 Halogen Sealed Beam Bulb.

**32605** Polished Stainless Steel with Dual Function LED Top Signal Light and H6024 Halogen Sealed Beam Bulb.

**32639** Gloss Black Powder Coated with Dual Function LED Top Signal Light and Flat H4 Halogen Bulb.

**32623** Chrome Plated with Dual Function LED Top Signal Light and Flat H4 Halogen Bulb.

**32607** Polished Stainless Steel with Dual Function LED Top Signal Light and Flat H4 Halogen Bulb.



## DROPPED HEADLIGHT BAR

1932 Ford Car and Truck Dropped Headlight Bar.  
Highly polished stainless steel.

**A6222**



## HIBOY HEADLIGHT STAND SET

Polished stainless steel. Includes pads and hardware.  
Sold as set.

**S1101**



## HEADLAMP CONDUIT SET WITH 5 WIRES

12 3/4" Long Braided Stainless Steel Conduit. Machined aluminum ends with 1/2-30 threaded mounting hardware. One end designed to fit original conduit hole on 1928-32 Ford radiator shells. Heavy 14 gauge wire for headlight power. 2 extra 16 gauge wires to power turn signals and parking lights. Sold in pairs.

**S1105**



## HEADLIGHT BAR MOUNTING PADS AND MOUNTING BOLT

1932 Ford Car and Truck Headlight Bar Mounting Pads and polished stainless steel Mounting Bolt with nut and lockwasher.

**A9028** Headlight Mounting Pads Sold as set.

**A6229** Headlight Mounting Bolt Sold individually.



## TAIL LIGHTS

<b>A1060</b>	1938-39 Ford Tail Light Assembly with Stainless Steel Rim and Red Glass Lens, 12 Volt.
<b>A1060BD</b>	1938-39 Ford Tail Light Assembly with Stainless Steel Rim and Red Glass Blue Dot Lens, 12 Volt.
<b>A9009</b>	1938-39 Ford Tail Light Rubber Mounting Pad for original glass lens tail light.
<b>FTL383907</b>	1938-39 Ford LED Flush Mount Tail Light with Chrome Bezel.
<b>FTL383908</b>	1938-39 Ford LED Flush Mount Tail Light with blue dot. Chrome Bezel.
<b>FTL383903ZR</b>	1938-39 Ford LED Flush Mount "Baby Zephyr" Tail Light.
<b>FTL3839-1</b>	1938-39 Ford Flush Mount LED Tail Light Rubber Mounting Pad.
<b>A1021</b>	1932 Ford Polished Stainless Steel Tail Light with Red Glass Lens, RH.
<b>A1021BD</b>	1932 Ford Polished Stainless Steel Tail Light with Blue Dot Glass Lens, RH.
<b>A1022</b>	1932 Ford Polished Stainless Steel Tail Light with Glass Lens, LH.
<b>A1022BD</b>	1932 Ford Polished Stainless Steel Tail Light with Blue Dot Glass Lens, LH.
<b>FTL3201LED-AL</b>	1932 Ford Polished Stainless Steel LED Tail Light, LH.
<b>FTL3201LED-AR</b>	1932 Ford Polished Stainless Steel LED Tail Light, RH.
<b>A1035</b>	1930-37 Ford Truck Tail Light Bracket, Fits LH and RH, Polished Stainless Steel.



A1060



A1060BD



A9009



FTL383907



FTL383908



FTL383903ZR



FTL3839-1



A1021



A1021BD



A1022



A1022BD



FTL3201LED-AL



FTL3201LED-AR



A1035

# TERMS & CONDITIONS / ORDERING GUIDELINES / FREIGHT

IMPORTANT: PLEASE REVIEW CAREFULLY

## New Accounts

Initial minimum buy-in is \$2,000 (or to be determined by United Pacific Industries, UPI hereafter). All initial orders must be prepaid in advance by Cashier's Check or VISA/MC. All new/potential accounts must complete a UPI "New Customer Info/Credit Form" and follow the Dealer Qualification Instructions. Upon completion of the credit application, approved accounts will be assigned payment terms of NET 30 Days (from invoice date). Accounts denied a credit line will be required to prepay in advance by Cashier's Check or VISA/MC.

## Payment Terms:

### Term Accounts#

Accounts with NET 30 Days terms are required to submit payment within the 30 days from the date of invoice. Acceptable forms of payment include checks, ACH (Automated Clearing House), or wire transfer.

A service charge of 1.5% per month will be imposed on invoices not paid within the 30 day term. Delinquent accounts will be required to pay Cash-In-Advance (CIA). Checks will be accepted but orders will not be released until the check is cleared by the bank. Past due invoices will delay current orders. Please check with UPI on your account status when placing an order.

### Credit Cards

Accounts denied credit terms may pay by Visa or MasterCard. Credit card will be charged upon shipment. Credit card payments will not be accepted once an order has been shipped. UPI does not accept American Express or Discover card.

### COD

A \$9.00 fee will be assessed per COD box for all FedEx/UPS COD shipments. Truck COD shipment fees are to be determined later by trucking company.

### Returned Checks:

A \$30 NSF (Non Sufficient Fund) fee will be assessed on each incidence a check is returned to UPI.

## ORDERING GUIDELINES

Placing Orders: New orders may be placed by any of the following methods

1. Fax: [888.986.5988](tel:888.986.5988)
2. E-mail: [sales@upauto.com](mailto:sales@upauto.com)
3. Telephone: In order to minimize errors, customers are encouraged to submit their orders by fax or email. Telephone orders should be limited to smaller orders such as add-ons to orders already submitted and/or fill-ins occurring between larger restocking orders.

## Changes to Orders:

Whenever possible, revisions to orders - additions or deletions of items - should also be submitted via fax or email to reduce the possibility of errors.

Additions/Deletion of items will only be accepted within 48 hours after the initial order date and/or before 12:00PM on the date of the shipment. Additions of items placed after the 48 hours time period will be considered a new order and adhere to a new order freight prepaid policy. Deletions of item cannot happen after the 48 hours time period and/or after 12:00PM on the date of the shipment. Please note additions and/or deletions of items will delay the shipment date.

## Canceling Orders:

Cancellation of orders must be submitted via fax or email within 24 hours of the order date. If the order has already shipped it will be the customers responsibility to return the order at the customers own expense. A restocking fee may apply, please see "Return" policy for further detail.

## Backorders:

Customers have the option of having their backorders shipped or canceled. UPI will notify customer as to availability of backorders and will be able to ship any backorder items customer still needs as part of their next stock order. UPI reserves the right to cancel backorders that are 6 months or older from the initial invoice date.

## Minimum Order:

A minimum order of \$50.00 is required. Orders below \$50.00 will be assessed a minimum order fee of \$10.00.

## Packaging:

A 10% service charge will be added to orders with special packaging or UPC barcoding requirements.

## Lead Times:

Standard lead time for all United Pacific orders is 1-3 business days from the receipt of the purchase order. Larger orders may require a lead time of up to 5 business days. Transit time of 3-5 business days must be considered when placing orders. UPI cannot be responsible for delays in shipment after an order leaves our warehouse. UPI will work to resolve delays with freight forwarding firms, however, delays do arise from time to time due to weather and unforeseen circumstances beyond UPI's control. Express order are exempted; please view Freight/Shipping Policy for further detail.

## Order Confirmation:

United Pacific will acknowledge receipt of orders by email/fax/telephone within 1 business day of receipt. If confirmation is not received, please contact UPI to ensure your order was received.

## FREIGHT

### Prepaid Freight:

Stock orders between \$50 and \$999.99 (US Lower 48 States), **\$50 and \$2499.99 (Alaska and Hawaii)**, **\$50 and \$1499.99 (Canada)**, [all price net US\$], will be shipped FOB Long Beach, California. Stock orders of \$1,000 (US Lower 48 States), **\$2500 (Alaska and Hawaii)**, **\$1500 (Canada)**, [based on UPI current pricing], or more will be shipped Freight Prepaid Ground to a single location only. (See exception for Oversize Items\*). Express Air orders, Special Net Pricing orders, and Special Quote Pricing orders are excluded. United Pacific reserves the right to select the carrier of our choice. Customers may select the carrier of their choice at their own expense, negotiated rates and insurance. If customers elect to choose their own freight carrier, orders will be shipped via FREIGHT COLLECT.

**Oversize Item Freight Policy** – Applies to 1932 Ford car & truck body shell assemblies, 1932 Ford car & truck body parts such as floor assembly, roof, door, fender, quarter panel, grille, bulk rail gutter, bulk roof tack strip, chassis & frame, wheels & tire, and any exceptionally large or heavy item.

1. Freight will be prepaid by United Pacific if the total order of all items exceeds \$4,000 (US Lower 48 States) or **\$5000 (Hawaii, Alaska and Canada)**, [all price net US\$]. There will not be additional charges for these items included on the order.
2. Freight will be prepaid by United Pacific if a customer orders a total of \$2,500 (US Lower 48 States) or **\$3500 (Hawaii, Alaska and Canada)**, [all price net US\$], of PB 379 fenders, 60" or longer exhaust, and/or 18"+ Longer Saddle Boxes only. If the order is below \$2,500 (US Lower 48 States) or **\$3500 (Hawaii, Alaska and Canada)**, United Pacific will add freight charges to the order for the oversize items.

### Will Call Orders:

Will Call orders can be picked up 2 - 4 hours after placing the order. Customers should always call ahead to confirm when order will be ready to pick up.

# SHIPPING POLICY / CLAIMS

IMPORTANT: PLEASE REVIEW CAREFULLY

## SHIPPING POLICY

### International Shipments:

Shipments to locations outside the continental United States will be shipped to the customer's shipping agent or broker within the continental United States in accordance with the US freight policy. International customers will be responsible for the duties and taxes of their respective country.

### Express Orders:

All express orders, such as Next Day, Second Day, 3 Day Service & Will Call, must be faxed/emailed. Order confirmation will be faxed to the customer for final approval. If confirmation is not received, please contact UPI to ensure your order was received. Customers are required to sign off on express orders and fax confirmation back to UPI. Cut off for express order is 12:00PM. Express orders received after 12:00PM may or may not ship the same day. Please call UPI to confirm projected shipping date or will call time.

Due to the high cost of express shipments, customer may request UPI to call to confirm freight charges. If customer does not request confirmation, UPI will ship the express order.

### Drop Shipments:

All drop shipment orders will be assessed a 5% processing fee. Drop shipment processing fee will be automatically added to the invoice without notice. All drop shipment orders must be faxed in. No freight allowance or prepaid freight will be permitted for any drop shipments, thus, all drop ship orders, regardless of order size, are FOB Long Beach, CA.

## CLAIMS

### General Policy:

All claims (Shortage, Mis-Shipped, Damage, Overage, Customer Error & Billing Error) must be submitted to UPI within 3 business days of the receipt of shipment. Claims submitted beyond 3 business days of the receipt of shipment will be voided by UPI.

On all shipments, the person who signs and receives the shipment is responsible for noting on the Bill of Lading, in writing, whether any boxes arrived damaged or shorted. Failure to do so will void all claim rights between all parties. UPI will have no recourse against the trucking company if customer does not note any damages or shortages on the Bill of Lading.

The customers receiving department must count and sign for the exact number of boxes received. Failure to follow the above instructions will void all claim rights between all parties.

### Shortages / Mis-Ships / Damages

While UPI strives to fill every order with 100% accuracy, on occasion an item may get shipped in error or get damaged during shipping. In the event this occurs, please follow the process below. Note: This type of claim must be reported to UPI within three (3) business days of receiving the order.

1. Contact the United Pacific office to initiate the claim. To make it easy for you we have two acceptable methods for requesting the claim:

- By e-mail : [returns@upauto.com](mailto:returns@upauto.com)
- By fax : [888.986.5988](tel:888.986.5988)

\* **Note: To ensure you receive a timely credit, we cannot accept claim requests by phone.**

2. You will be required to provide the following information:

- Your business name
- Contact name and telephone number (in case we have questions)
- Date the order was received
- A copy of the Packing List / Invoice noting the item number and quantity that was shipped in error or damaged during shipping.
- Special instructions you have for us.

3. UPI will send a return label so you can ship the items back.

4. Once we receive the miss-shipped/damaged item(s) a credit will be issued to your account on the next billing cycle.

5. Shortages will be credit to the Customers' account, unless customer would like the shortages replaced.

### Overages:

UPI strives to provide our customers with the best customer service and products, in turn we would greatly appreciate any help from customer in notifying UPI of any shipping overages. Customers will be offered the option of retaining the merchandise or returning the merchandise to UPI at UPI's expense. If the items are to be returned, an RMA number and return shipping label will be provided.

### Customer Errors:

Any item or quantity ordered in error by the customer may be returned by contacting UPI for a RMA No.

1. To make it easy for you we have two acceptable methods for requesting the RMA:

- By e-mail: [returns@upauto.com](mailto:returns@upauto.com)
- By fax: [888.986.5988](tel:888.986.5988)

\* **Note: To ensure you receive a timely RMA credit, we cannot accept RMA requests by phone.**

2. You will be required to provide the following information.

- \* Your business name
- \* Contact name and telephone number (in case we have questions)
- \* A list of the items number and quantity ordered in error
- \* Special instructions you have for us

3. UPI will review the request to ensure the products are within the return period.

4. Once we have validated the request, United Pacific will issue an RMA number to the customer. In issuing the RMA approval, the following conditions will apply :

- Returned items are subject to a 20% re-stocking fee.
- Return shipping costs are the responsibility of the customer.
- Items must not have any retail/price sticker on exterior packaging or they will be returned to the customer at customer's expense and no credit given.
- Items must be in good condition with original packaging intact or they will be returned to the customer at customer's expense and no credit given.
- Allow up to 30 days for the credit to be issued from the time the returned items are received.

### Billing Errors:

Billing errors should be reported to UPI within 3 business days of invoice receipt. Customers are asked to provide the invoice number, part number, and quantities in question. Once verified, UPI will issue a credit or an invoice for the difference in billing error.



# WARRANTY POLICY / RETURNS

IMPORTANT: PLEASE REVIEW CAREFULLY

## WARRANTY POLICY

### General Policy:

UPI offers a NO HASSLE WARRANTY RETURN policy to all our customers. Warranty claims can only be submitted through an authorized UPI Distributor. UPI warranty is not transferable and applies to the original installation and purchase only. In no event shall UPI be liable for incidental or consequential damages, nor shall UPI be liable for any claims or damages arising out of or connected with the UPI warranty exceed the purchase price of the products. There are no warranties, expressed or implied (including any warranty of merchantability or fitness) that extend beyond this warranty. The warranty does not apply to costs associated with the loss of use of the product, loss of time, inconvenience, commercial loss, incidental or consequential damages. UPI reserves the right to alter the designs of products without assuming any obligation to modify previously manufactured products and will only replace warranted products with redesigned products.

Warranty does not apply to merchandise that has been drilled, cut, welded, modified in any way or installed contrary to normal installation and usage. In addition, UPI cannot be held liable for damages caused by road hazards, accidents, misuse, neglect, abuse or corrosive environments including acid washes and highway snow/ice chemicals which can cause discoloration and corrosion in aluminum, chrome, stainless steel and light products. UPI reserves the right to credit returned merchandise at the initial purchase price or at the current selling price, which price ever is lower.

### Aluminum / Chrome / Stainless Steel Products:

All aluminum, chrome, and stainless steel products carry a limited 6 month warranty (from invoice date) against defects in material or workmanship.

### Lighting Products:

#### Incandescent

All incandescent lighting products carry a limited 12 month warranty (from invoice date) against defects in material or workmanship. The limited 12 month warranty does not apply to several applications, such as, buses, construction equipment, and off road vehicles.

#### LED

All LED lighting products carry a specific Limited Warranty (from invoice date) against defects in material or workmanship.

- LED with vehicle specific application is limited lifetime warranty to an original purchaser with receipt. Examples of lifetime warranty product: CTL5720LED CTL5720LED for 1957 Chevy, FTL3201LED-L for 1932 Ford.
- LED Marker, 2", 2-1/2", 4", 7", Oval & Square Lights - Varies from 2 years to 10 years to Limited Lifetime, depending on specific item. The housing, bezel or mounting base on any light made from Chrome/Stainless carries a 6 month limited warranty.
- LED Cab Lights and Kits, Double/Single Stud Turn Signal and PB/KW/FL/VL or non-make Turn Signals and any/all Strip Lights - Varies from 2 years to 10 years to Limited Lifetime, depending on specific item. The housing, bezel or mounting base on any light made from Chrome/Stainless carries a 6 month limited warranty.
- LED Beacon, Driving, Headlights, Work & Warning Lights - Varies from 6 months to 3 years. The housing, bezel or mounting base on any light made from Chrome/Stainless carries a 6 month limited warranty.
- All LED Accessory Lights (Honda, Stainless Steel Double/Single face Lights, Interior Lights, License Plate Lights, and any Accent Lights. The housing, bezel or mounting base on any light made from Chrome/Stainless carries a 6 month limited warranty.

## RETURNS

### General Policy:

All returns must be authorized by UPI. All return requests must be faxed or e-mailed ([returns@upauto.com](mailto:returns@upauto.com)) A RMA number (Return Merchandise Authorization Number) will be provided. Returns not possessing a valid RMA number are subject to rejection and will be returned to sender at the customer's expense.

All customers are encouraged to use the Warranty RMA Claim Form.

### Defective Goods / Warranty Return:

UPI offers our customers a No Hassle Warranty Return. Please follow the instructions below for requesting a RMA for defective goods:

1. If any warranty issues occur, simply contact the UPI for RMA number To make it easy for you we have two acceptable methods for requesting the RMA:
  - By e-mail: [returns@upauto.com](mailto:returns@upauto.com)
  - By fax: **888.986.5988**
  - **Note: To ensure you receive a timely RMA credit, we cannot accept RMA requests by phone.**
2. You will be required to provide the following information:
  - Your business name
  - Contact name and telephone number (in case we have questions)
  - A list of the defective item number and quantity with the nature/reason of the defect
  - Special instructions you have for us
  - The enclosed fax form may be used for your convenience to request an RMA
3. UPI will review the request to ensure the products are within the stated warranty period.
4. Once we have validated the warranty items, a RMA confirmation, listing the items and cost will be faxed to the customer within 3 business days. UPI will process the credit to your account within 30 days.

**Note: There will be no need to return the warranty product to us. However, from time to time, UPI may require some warranty products to be shipped back so we may analyze the cause of the failure. All warranty products that are required to be shipped back will be freight prepaid by UPI.**

### Stock Return

United Pacific Industries encourages all customers to regularly monitor the sales volume and stock level of their inventory items. As sales trends may slow the movement of specific items, our hope is that those items are featured as "close-out specials" as to minimize stock returns. We also understand that the customer, from time to time, may accumulate over-stock items and desire to return those. Therefore, we have adopted the following policy below.

#### NOTE:

- Items must have been purchased by the dealer requesting the stock return.
  - Items must have been purchased within the preceding 12months.
  - Items that have been discontinued will not be considered for return.
1. Contact the United Pacific office for RMA number We have 2 acceptable methods for requesting the RMA:
    - By e-mail : [returns@upauto.com](mailto:returns@upauto.com)
    - By fax : **888.986.5988**
    - **Note: To ensure you receive a timely RMA credit, we cannot accept RMA requests by phone.**

# RETURNS / CATALOGS / DISCLAIMER

IMPORTANT: PLEASE REVIEW CAREFULLY

2. You will be required to provide the following information:

- Your business name
- Contact name and telephone number (in case we have questions)
- A list of defective items: Item numbers and quantity of each
- Special instructions you have for us

3. Your claim will be reviewed within 5 business days and you will be contacted by your sales representative who will discuss solutions to liquidate these slow moving items.

4. In the event United Pacific and the customer agree to a credit in lieu of returning the items, this credit will be issued within 10 business days.

5. In the event items are returned by the customer, United Pacific will issue an RMA number to the customer. In issuing the RMA approval, the following conditions will apply:

- Returned items are subject to a 20% re-stocking fee.
- Return shipping costs are the responsibility of the customer.
- Items must not have any retail/price sticker on exterior packaging or they will be returned to the customer at customer's expense and no credit given.
- Items must be in good condition with original packaging intact or they will be returned to the customer at customer's expense and no credit given.
- Allow up to 30 days for the credit to be issued from the time the returned items are received.

6. Stock returns may be requested throughout the year and are subject to a maximum of 5% of prior year annual purchases.

## Closeout/Discontinue Items:

UPI will not warranty or accept returns on Closeout/Discontinue items.

## Procedure:

An inventory of the merchandise being returned must accompany each return. The RMA number should be prominently displayed on each carton/box.

All Returns must be returned freight prepaid.

## Ship Returns to:

United Pacific Industries  
Attn: Returns Department  
3788 E. Conant St.  
Long Beach, CA 90808

## RMA's:

Outstanding RMA's will be automatically canceled if not used within 30 days of issuance.

## CATALOGS

### General Policy:

UPI will send a set of catalogs and price lists upon the arrival any new catalogs and price list. Included in the mailing will be a Catalog Order Form in which customers can request additional copies.

### Catalog/CD Request:

UPI provides additional catalogs/CD's to our customers free of charge. Customer must submit their request on a UPI Catalog Order Form or add the request to their regular restocking order. Requests for additional catalogs/CD's should be submitted along with the regular restocking orders to avoid additional freight charges. Due to the availability of catalogs/CD's, customer's request may be limited to certain quantity. Catalogs/CD's will be shipped along with the customers' order. Customer may request the catalogs be shipped separately, but customer will be responsible for the freight charge.

## Picture Request


All UPI item pictures are taken professionally by our marketing department. Item pictures can be downloaded online at [www.upauto.com](http://www.upauto.com). Item pictures not posted online can be requested by sending an email to [e-mail\\_graphic@upauto.com](mailto:e-mail_graphic@upauto.com). All picture requests must state the item no and the format of the picture file, i.e jpeg or high resolution. UPI has over 20,000 SKU's and therefore does not have a CD with all the items.

## DISCLAIMER

United Pacific Industries reserves the right to amend or update our Policies & Procedures without notice.

United Pacific Industries is not responsible for typographical, product information or print errors. Specifications on this catalog may be changed without advance notice. Products may look different from those in the photos on this catalog due to printing quality.

## RMA FORM SAMPLE

DEFECTIVE GOODS / WARRANTY CLAIM FORM				
				
UNITED PACIFIC INDUSTRIES, INC. 3788 E. CONANT ST. LONG BEACH, CA 90808 DIRECT: (562) 421-3689 TOLL FREE: (800) 790-5988 TOLL FREE FAX: (888) 986-5988				
Date: _____				
Company Name: _____				
Address: _____				
City, State, Zip: _____				
Contact Name: _____				
Phone Number: _____				
Fax Number: _____				
E-mail: _____				
List defective items below:				
Item #	Quantity	Description	Reason for Defect	Date sold to Customer
1				
2				
3				
4				
5				
6				
7				
8				
9				
10				
Any special notes / instructions for United Pacific (list here):				
File your claim at: by email - <a href="mailto:returns@upauto.com">returns@upauto.com</a> by fax - (888) 986-5988				
Note: we cannot accept any phone request				
Internal Use Only				
Date Received: _____		Final RMA _____		
RMA Approval Date: _____		Credit Amount: _____		
RMA Number: _____		Approved By: _____		

ITEM#	PAGE#	ITEM#	PAGE#	ITEM#	PAGE#	ITEM#	PAGE#	ITEM#	PAGE#
32605	63	B20019WOS	39	B20079	18, 44	B20201-2	51	B21022	16
32607	63	B20020	40	B20080	18, 44	B20201-A	51	B21023	16
32621	63	B20021	40	B20088	44	B20202	51	B21024	16
32623	63	B20022	39	B20089	18, 44	B20203	51	B21025	16
32637	63	B20023	39	B20090	18, 44	B20210	48	B21026	16
32639	63	B20024	40	B20091	18, 44	B20211	51	B21027	16, 22
A1021	64	B20025	40	B20092	28, 50	B20212	51	B21030-2	14, 37
A1021BD	64	B20026	40, 48	B20100	60	B20213	18, 42	B21031	26
A1022	64	B20027	40	B20100-1	60	B20215	40	B21032	26
A1022BD	64	B20032	52	B20101	45	B20216	52	B21033	26
A1035	64	B20033	52	B20101-12	45	B20217	58	B21034	26
A1060	64	B20034	52	B20103	45	B20218	58	B21044	20
A1060BD	64	B20035	52	B20107	46	B20219	58	B21051	20
A5022A	62	B20036	51	B20108	46	B20222	48	B21052	20
A5022BH4	62	B20036-1	51	B20109	46	B20223	48	B21071	22
A5022BHS	62	B20037	51	B20110	46	B20301	28, 50	B21072	22
A5022HBS	62	B20038	51	B20112	38	B20302	28, 50	B21075	17
A5022SSB	62	B20039	51	B20113	38	B20322	23	B21076	17
A5022SSC	62	B20040	54	B20114-E	38	B20324	50	B21077	17
A5023	62	B20040CR	54	B20115	38	B20325	50	B21078	17
A5023HBS	62	B20041	54	B20116	38	B20330	26, 34	B21079	18
A6222	63	B20041CR	54	B20117	38, 58	B20331	26, 34	B21112	14, 58
A6229	63	B20042	54	B20118	13, 37	B20332	26, 34	B21113	14
A8008	46	B20042CR	54	B20119	13, 37	B20333	34	B21114	14
A9028	63	B20043	54	B20119-SS	13, 37	B20334	34	B21115	14
A9009	64	B20043CR	54	B20120	14, 38	B20350-3	24, 41	B21121	22
B20000-A	32	B20044	54	B20121	48	B20350-4	24, 41	B21122	22
B20000-B	32	B20044CR	54	B20122	48	B20351	24, 41	B21123	22
B20000-C	32	B20045	54	B20123	48	B20352	24, 41	B21124	22
B20000-D	32	B20050	45	B20123-1	14, 38	B20353	24, 41	B21125	22
B20001	45	B20051	45	B20124	48	B20355	24, 41	B21125-1	22
B20001-12	45	B20052	45	B20125	48	B20356	24, 41	B21126	22
B20004	56	B20053	45	B20125-1	46	B20359	24, 41	B21129	22
B20004WG	56	B20060	60	B20126	48	B20360	24, 41	B21340	23
B20005	56	B20061	60	B20127	48	B20401	59	B21341	23
B20006	54	B20062	60	B20128	48	B20403	59	B21343	23
B20007B	46	B20063	60	B20129	48	B20404	59	B21510	28
B20007C	46	B20064	60	B20130	22, 48	B20405	59	F3201	50
B20008	46	B20065	60	B20133	37	B20406	59	F3201LED	50
B20009C	40	B20066	60	B20134	37	B20407	59	F3251	50
B20010	36	B20067	60	B20137	37, 58	B20409	59	F3251LED	50
B20012	36	B20068	60	B20140	37, 58	B21000-A	10	F3251LED-BU	50
B20012-DSP	13, 37	B20071	45	B20146	14	B21000-B	10	F3251LED-RA	50
B20012-LSP	13, 37	B20072	56	B20147	14	B21001	20	FTL3201LED-AL	64
B20012-TPS	37	B20073	18, 42	B20148	14	B21010	12	FTL3201LED-AR	64
B20013	36	B20074	18, 42	B20150	56	B21012	12	FTL383903ZR	64
B20013WL	36	B20074-1	18, 42	B20151	54	B21012-TPS	13	FTL383907	64
B20014	37	B20074-2	18, 42	B20162	38	B21013	12	FTL383908	64
B20015	36	B20074-3	18, 42	B20163	38	B21013WL	12	FTL3839-1	64
B20015-1	36	B20074-4	18, 42	B20164	38	B21015	12	S1101	63
B20016	36	B20074-5	18, 42	B20164-E	38	B21015-1	13	S1105	63
B20016-1	36	B20075	42	B20165	38	B21016	12		
B20017	38	B20076	42	B20165-E	38	B21016-1	13		
B20018	13, 37	B20077	42	B20201	51	B21017	13		
B20019	39	B20078	42	B20201-1	51	B21018	13		



Get your parts. Build your passion.







**AC3209**

ANTIQUE CATALOG FORD 1932 BODY  
& 1932-34 PICKUP - 9TH EDITION



072017138762 rev. 2